


**Lokesh  
Machines Limited**



**Regd. Office :**

**B-29, EEIE Stage II, Balanagar,  
Hyderabad - 500 037. T.S. INDIA.**

**Phones : +91-40-23079310, 11, 12, 13**

**Fax : +91-40-23078274**

**e-mail : info@lokeshmachines.com**

**URL : www.lokeshmachines.com**

**CIN : L29219TG1983PLC004319**

**November 05, 2016**

To, Bombay Stock Exchange Limited Corporate Services Floor 25, P.J Towers, Dalal Street, Mumbai, Pin: 400001 Security Code :532740 Fax no. 022 -2272 2039/2037	To, National Stock Exchange of India Limited Listing Department Plot no. C/1, G Block ,Exchange Plaza, Bandra Kurla Complex, Bandra (E), Mumbai – 400 051 <b>Company Code: LOKESHMACH</b>
--	--

**Sub: Outcome of Board Meeting**

Dear Sir,


This is to inform you that the Board of Directors at their Meeting held on November 05, 2016 at 11.00 A.M at the registered office of the Company has inter alia approved the following:


1. The Statement of Un-audited Financial Results for the quarter ended September 30, 2016 was approved. A copy of the Results is enclosed along with the Limited Review Report.
2. Conversion of 3,96,722 Warrants to Equity Shares

You are requested to take the same on record

Thanking you,


Yours truly,  
For Lokesh Machines Limited

  
D. Raghavendra Rao  
Company Secretary and Compliance officer



**Lokesh Machines Ltd**

<b>UN-AUDITED FINANCIAL RESULTS FOR THE QUARTER ENDED SEPTEMBER 30, 2016</b>							
							Rs.in Lakhs
Sl. No	PARTICULARS	QUARTER ENDED			HALF YEAR ENDED		YEAR ENDED 31.03.16 (Audited)
		30.09.16 (Un Audited)	30.06.16 (Un Audited)	30.09.15 (Un Audited)	30.09.16 (Un Audited)	30.09.15 (Un Audited)	
<b>1</b>	<b>Income From operations</b>						
	(a) Net Sales / Income from Operations (Net of excise duty)	3,408.43	2,770.94	2,897.84	6,179.37	4,970.95	12,107.33
	(b) Other Operating Income	-	-	-	-	-	-
	<b>Total Income from operations (net)</b>	3,408.43	2,770.94	2,897.84	6,179.37	4,970.95	12,107.33
<b>2</b>	<b>Expenses</b>						
	a. Cost of materials consumed	1,811.98	1,102.83	1,452.09	2,914.81	2,322.51	6,548.65
	b. Purchase of stock-in-trade	-	-	-	-	-	-
	c. Changes in inventories of finished goods, work-in-progress and stock-in-trade	(3.26)	4.91	(141.31)	1.65	(301.06)	(382.64)
	d. Employee benefits expense	631.52	629.14	584.10	1,260.66	1,151.56	2,479.42
	e. Depreciation and amortisation expense	202.21	200.16	203.30	402.37	358.89	740.83
	f. Other expenses (Any item exceeding 10% of the total expenses relating to continuing operations to be shown separately)	158.68	152.30	185.73	310.98	319.86	780.14
	g. Other Manufacturing Expenses	333.75	311.73	309.64	645.48	583.79	1,283.43
	h. Less Capative Consumption	(210.00)	(80.25)	(213.88)	(290.25)	(250.24)	(1,139.60)
	<b>Total expenses</b>	2,924.88	2,320.82	2,379.67	5,245.70	4,185.22	10,310.23
<b>3</b>	<b>Profit from operations before other Income, finance costs &amp; exceptional Items (1 - 2)</b>	483.55	450.12	518.17	933.67	785.73	1,797.10
<b>4</b>	<b>Other Income</b>	6.50	3.77	10.15	10.27	16.79	90.87
<b>5</b>	<b>Profit / loss from ordinary activities before finance costs and exceptional items (3+4)</b>	490.05	453.89	528.32	943.94	802.52	1,887.97
<b>6</b>	<b>Finance costs</b>	412.75	430.59	389.31	843.34	785.01	1,535.87
<b>7</b>	<b>Profit / loss from ordinary activities after finance costs but before exceptional items (5+6)</b>	77.30	23.30	139.01	100.60	17.51	352.10
<b>8</b>	<b>Exceptional Items</b>	-	-	-	-	-	-
<b>9</b>	<b>Profit / (Loss) from ordinary activities before Tax (7 + 8)</b>	77.30	23.30	139.01	100.60	17.51	352.10
<b>10</b>	<b>Tax Expense</b>	25.05	8.15	42.23	33.20	5.78	138.29
<b>11</b>	<b>Net Profit / (Loss) from ordinary activities after Tax (9 +10)</b>	52.25	15.15	96.78	67.40	11.73	213.81
<b>12</b>	<b>Extraordinary items (net of tax expense)</b>	-	-	-	-	-	-
<b>13</b>	<b>Net Profit / (Loss) for the period (11 + 12)</b>	52.25	15.15	96.78	67.40	11.73	213.81
<b>14</b>	<b>Share of profit / (loss) of associates*</b>	-	-	-	-	-	-
<b>15</b>	<b>Minority interest*</b>	-	-	-	-	-	-
<b>16</b>	<b>Net Profit / (Loss) after taxes, minority interest and share of profit / (loss) of associates (13 + 14 + 15) *</b>	52.25	15.15	96.78	67.40	11.73	213.81
<b>17</b>	<b>Paid up equity share capital (Face value of Rs.10 each)</b>	1,663.61	1,586.57	1,277.74	1,663.61	1,277.74	1,471.07
<b>18</b>	<b>Reserves excluding Revaluation Reserves as per balance sheet of previous</b>	-	-	-	-	-	-

  
 Secretary

<b>19.i</b>	<b>Earnings Per Share (EPS) (before extraordinary items)</b>	<b>0.31</b>	<b>0.10</b>	<b>0.76</b>	<b>0.41</b>	<b>0.09</b>	<b>1.45</b>
	<b>(of Rs. 10/- each) (not annualised):</b>						
	(a) Basic	0.31	0.10	0.76	<b>0.41</b>	0.09	1.45
	(b) Diluted	0.31	0.10	0.76	<b>0.41</b>	0.09	1.45
<b>19.ii</b>	<b>Earnings Per Share (EPS) (after extraordinary items)</b>	<b>0.31</b>	<b>0.10</b>	<b>0.76</b>	<b>0.41</b>	<b>0.09</b>	<b>1.45</b>
	<b>(of Rs. 10/- each) (not annualised):</b>						
	(a) Basic	0.31	0.10	0.76	<b>0.41</b>	0.09	1.45
	(b) Diluted	0.31	0.10	0.76	<b>0.41</b>	0.09	1.45

Notes:

1. The above results reviewed by the Audit Committee and taken by the Board of Directors at its meeting held on 05th November
2. To facilitate comparison, figures of the previous period have been regrouped, where necessary.

LOKTI MACHINES LTD

Company Seal

**Segment-wise Revenue, Results and Capital employed under SEBI (LODR) Regulations 2015**

Rs In Lakhs

Particulars	QUARTER ENDED			HALF YEAR ENDED		YEAR ENDED 31.03.16 (Audited)
	30.09.16	30.06.16	30.09.15	30.09.16	30.09.15	
	(Un Audited)	(Un Audited)	(Un Audited)	(Un Audited)	(Un Audited)	
<b>1 Segment Revenue</b>						
a) Machinery Division	2,350.38	1,487.19	2,072.07	3,837.57	3,194.02	7,970.32
b) Components Division	1,058.05	1,283.75	825.77	2,341.80	1,776.93	4,137.01
c) Unallocated	-	-	-	-	-	-
<b>TOTAL</b>	<b>3,408.43</b>	<b>2,770.94</b>	<b>2,897.84</b>	<b>6,179.37</b>	<b>4,970.95</b>	<b>12,107.33</b>
Less : Inter Segment Revenue	-	-	-	-	-	-
<b>Net Revenue from Operations</b>	<b>3,408.43</b>	<b>2,770.94</b>	<b>2,897.84</b>	<b>6,179.37</b>	<b>4,970.95</b>	<b>12,107.33</b>
<b>2 Segment Results:</b>						
<b>Profit before Interest &amp; Tax</b>						
a) Machinery Division	599.70	351.18	657.60	950.88	910.70	2,072.19
b) Components Division	14.17	220.10	49.32	234.27	203.18	503.08
c) Unallocated	-	-	-	-	-	-
<b>TOTAL</b>	<b>613.87</b>	<b>571.28</b>	<b>706.92</b>	<b>1,185.15</b>	<b>1,113.88</b>	<b>2,575.27</b>
Less: Interest	412.75	430.59	389.31	843.34	785.01	1,535.87
Other unallocable Expenses net of Income	123.82	117.39	178.60	241.21	311.36	687.30
<b>TOTAL PROFIT BEFORE TAX</b>	<b>77.30</b>	<b>23.30</b>	<b>139.01</b>	<b>100.60</b>	<b>17.51</b>	<b>352.10</b>
<b>3 Capital Employed</b>						
a) Machinery Division	9060.66	8708.42	7,320.70	9060.66	7,320.70	8023.15
b) Components Division	3937.62	3904.36	3,824.44	3937.62	3,824.44	3477.69
c) Unallocated	-	-	-	-	-	-
<b>TOTAL</b>	<b>12,998.28</b>	<b>12,612.78</b>	<b>11,145.14</b>	<b>12,998.28</b>	<b>11,145.14</b>	<b>11,500.84</b>

1. The Financial Results have been reviewed by the Audit Committee and approved by the Board of Directors at their Meeting held on Nov 05, 2016 and the limited review of the unaudited financial results for the quarter ended Sep 30, 2016 has been carried out by the statutory auditors of the Company.

2. There have been no outstanding complaints from the Shareholders'/ Investors' either at the beginning or at the end of the Quarter ended 30-09-2016. Two complaints was received and resolved during the Quarter.

3. Previous period figures have been reclassified / regrouped to conform to the current period figures.


For and on behalf of the Board  
LOKESH MACHINES LTD.

s/d

**M.LOKESWARARAO**  
**MANAGING DIRECTOR**

Hyderabad  
Nov 05, 2016

FOR LOKESH MACHINES LIMITED


  
Company Secretary

**Statement of Assets & Liabilities**

Rs. In lakhs.

	30.09.16 Un Audited	31.03.16 Audited
<b>A Equity and Liabilities</b>		
1 Shareholders' Funds		
(a) Share Capital	1,663.61	1,471.07
(b) Reserves and Surplus	11,060.97	9,876.92
(c) Money received against share warrants	300.51	145.88
2 Non-Current liabilities		
(a) Long-term borrowings	2,242.93	2,712.98
(b) Deferred tax liabilities (Net)	872.77	894.03
(c) Other Long term liabilities	694.86	901.76
(d) Long term provisions	263.01	267.84
3 Current liabilities		
(a) Short-term borrowings	6,490.95	6,999.50
(b) Trade payables	2,576.83	2,969.16
(c) Other short current liabilities	2,965.35	3,009.64
(d) Short term provisions	386.22	477.91
<b>TOTAL</b>	<b>29,518.01</b>	<b>29,726.69</b>
<b>B Assets</b>		
1 Non Current Assets		
(a) Fixed Assets		
Tangible assets	9,486.87	9,838.84
Intangible assets	17.80	19.01
Capital Work-in-Progress	3,265.76	2,913.46
(b) Non Current Investments	600.00	600.00
(c) Long term loans and advances	1,249.75	1,249.75
(d) Other non-current assets	935.43	991.04
2 Current Assets		
(a) Inventories	9,169.06	9,069.83
(b) Trade Receivables	2,464.40	2,960.38
(c) Cash and cash equivalents	219.09	258.62
(d) Short term loans and advances	1,212.67	974.48
(e) Other current assets	910.38	851.28
	<b>29,531.21</b>	<b>29,726.69</b>

LOKESH M. S. SECRETARY

  
Secretary



VIJAYAWADA, HYDERABAD, VISAKHAPATNAM, GUNTUR, KAKINADA, TANUKU, ALSO AT CHENNAI, BANGALORE AND ADONI.

**Limited Review Report of Unaudited Financial Results  
for the quarter ended 30<sup>th</sup> September, 2016**


To,  
**The Board of Directors**  
Lokesh Machines Limited  
Hyderabad.

We have reviewed the accompanying statement of unaudited financial results of **LOKESH MACHINES LIMITED** ("the Company") for the quarter and six months ended 30<sup>th</sup> September, 2016, being submitted by the Company pursuant to the requirements of Regulation 33 of the SEBI (Listing Obligations and Disclosure Requirements) Regulations, 2015. This statement is the responsibility of the Company's Management and has been approved by the Board of Directors. Our responsibility is to issue a report on these financial statements based on our review.

We conducted our review in accordance with the Standard on Review Engagement (SRE) 2410, "Review of Interim Financial Information performed by the Independent Auditor of the Entity" issued by the Institute of Chartered Accountants of India. This standard requires that we plan and perform the review to obtain moderate assurance as to whether the financial statements are free of material misstatement. A review is limited primarily to inquiries of company personnel and analytical procedures applied to financial data and thus provides less assurance than an audit. We have not performed an audit and accordingly, we do not express an audit opinion.

Based on our review conducted as above, nothing has come to our attention that causes us to believe that the accompanying statement of unaudited financial results prepared in accordance with applicable accounting standards specified under section 133 of the Companies Act, 2013 read with Rule 7 of the Companies (Accounts) Rules 2014 and other recognized accounting practices and policies has not disclosed the information required to be disclosed in terms of Regulation 33 of the SEBI (Listing Obligations and Disclosure Requirements) Regulations, 2015 including the manner in which it is to be disclosed, or that it contains any material misstatement.

Place : Hyderabad  
Date : 05.11.2016

for BRAHMAYYA & CO.  
Chartered Accountants  
Firms' Regn. No. 0005135  
  
K. Shraavan  
(K. SHRAVAN)  
Partner  
Membership No. 215798